


2015 Toyota Hilux Flatdeck 4WD



Purchase Price **\$24,990**
Includes GST, Registration & Licensing

Indicative repayments
\$141.28 per week*
Based on a 48 month term & 10% deposit.
Total repayments (208) = **\$31,884.61**



Gain peace of mind with Mechanical Breakdown Insurance. **Ask us how.**



Top features

- » 4x4
- » ABS Braking
- » Air Conditioning
- » Bluetooth
- » Central Locking
- » Cruise Control
- » Dual Airbags
- » Electric Windows
- » Flatdeck
- » NZ New
- » Power Steering
- » Reversing Camera
- » Snorkel
- » TOW BAR
- » Turbo Diesel

Body Style
4 door, Ute

Odometer
322,000 km

Engine
2800 cc


Fuel Type
Diesel

Transmission
6 Speed Manual, 4WD

Wheels
-

VIN
MR0KA3CC301160060

Interior
Charcoal

Safety

Based on 2024 UCSR rating for 15-19 models

Reg No.
JMB260

Ext Colour
White

History
NZ New

Seats
4 seats

CO2 Emissions
★ ★ ☆ ☆ ☆ ☆
243 grams/km


Energy Economy
★ ★ ☆ ☆ ☆ ☆
Annual fuel cost of \$3,670
9.3L per 100km

Cost per year is an estimate based on diesel price of \$2.00 per litre and an average distance of 14000 km. Includes Road User Charges (RUC). Emissions and Energy Economy figures standardised to 3P WLTP.

Stock ID: 5385

Adopt-A-Car

Adopt a Car | Phone 0272887933 | Email sales@adoptacar.co.nz
989b Kairanga Bunnythorpe Road, Kairanga, Palmerston North 4475, New Zealand
www.adoptacar.co.nz



★ ★ ★ ★ ★
4.65 | 346 reviews

* Adopt a Car is not a lender nor a financial adviser. Any amounts displayed should not be seen as an offer of finance or taken as financial advice. The interest rate, fees and loan term used in this calculation may not actually represent those available from lenders. Actual interest rates, fees and loan terms will vary per lender and are typically based on an assessment of your credit risk and responsible lending criteria. Any repayment amounts displayed are indicative only and have been calculated using several other indicative inputs. The interest rate used in this calculation is an arbitrary 12.95%, however exact interest rates vary per lender. The term of the loan used in this calculation is 48 months. Exact terms available vary per lender although options typically include 6, 12, 18, 24, 36, 48 and 60 months. This calculation also includes a typical mandatory fee charged by lenders. This is a one-off establishment fee of \$350.00. Typically, this fee can be paid upfront or, as in this calculation, be capitalised over the contract term, ie. included in the loan amount. This fee can vary per lender and other non-mandatory fees and charges may also apply. The total amount of repayments has been calculated by multiplying 208 weekly repayments (based on a 48 month term) by the weekly repayment amount of \$141.28 which equals \$31,884.61. This calculator does not consider any of your own personal circumstances and we strongly suggest you seek budgeting advice prior to committing to any loan contract. Responsible lending criteria and lender terms and conditions will likely apply to any finalised loan contract. Proof of security and/or vehicle insurance may also be required before proceeding.